




# BENEFITS




Saves money for you AND your community.




Keeps yard waste out of our waterways and landfills.




Protect your landscape from the ravages of winter and look forward to spring.




Satisfaction knowing you had a positive impact on the water quality of our streams.



Save your back the ache and pain from raking your leaves.



Keeps our storm drains clear of debris and prevents local flooding.



Sit back, relax, and enjoy the fall weather!

TIRED OF RAKING  
LEAVES? LEARN  
HOW TO RECYCLE  
YOUR LEAVES  
THIS FALL  
SEASON!



**SUMMIT**  
SOIL & WATER  
CONSERVATION DISTRICT

1180 South Main Street, Suite #230

Akron, Ohio 44301

Tel.: (330) 926-2445


Email: [staff@summitoh.net](mailto:staff@summitoh.net)

Web: <https://summitswcd.com>


# RAKE IT OR LEAF IT




# THE PROBLEM



When leaves clog our storm drains and enter our waterways, it adds excess nutrients to the water and can cause algal blooms.

- Algal blooms cover the surface of the water and block sunlight.
- The lack of light in the lower layers kills the plants.
- It subsequently affects all the fish and other organisms.
- When the algae eventually decays, the decomposers use up all the available oxygen.
- Creates a "dead zone". 

# HOW TO RECYCLE



-  **USE LEAVES FOR MULCH**  
Mow over combines leaves and grass clippings.
-  **USE FOR COMPOST**  
Combine with nitrogen-rich and carbon-rich materials.
-  **LEAVE FOR SHELTER**  
Leaf piles beneath shrubs provide winter protection for beneficial insects.
-  **MAKE LEAF MOLD**  
Dampen your leaves and store in any container where air can flow. Allow decomposition.
-  **FALL DECOR**  
Simply iron the leaves between wax paper to preserve them.
-  **PROTECT PLANTS**  
Insulate delicate vegetation with a thick (six-inch) layer of shredded leaves.

# PROPER DISPOSAL



If you have to get rid of your leaves, follow these rules to ensure proper disposal:

-  DO NOT dump leaves in a ravine.
-  DO NOT dump leaves in a riparian zone.
-  DO NOT dump leaves in a conservation zone.
-  DO NOT dump leaves in any body of water.
-  DO NOT burn your leaves.



Check your local county or city for free curbside pickup of bagged or piled leaves.